




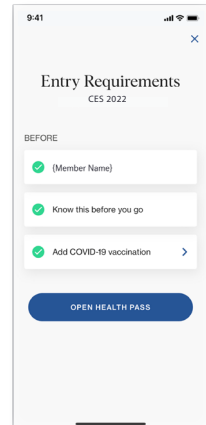
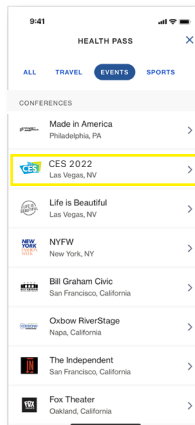
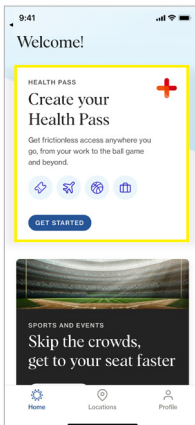
CLEAR | HEALTH PASS<sup>+</sup>



CLEAR provides touchless solutions for easier entry and access to CES 2022 with Health Pass.



- 1 Download the free CLEAR app by scanning the QR code above.
- 2 Tap the white Health Pass tile, choose 'Events', scroll to 'Conferences', and select CES 2022.
- 3 Sign up or log in. If you're creating an account you'll be asked to upload a government-issued ID and snap a quick selfie to confirm you are you.
- 4 Add your proof of vaccination and complete your Health Pass.





Add your proof of vaccination and complete your Health Pass.

### Proof of Vaccination

There are three methods for proof of COVID-19 vaccination

#### Option 1: CDC Card Upload (recommended)

- 1 Select 'scan your vaccination card' to take a photo of your card\* and confirm your vaccine information.

#### Option 2: Digital Vaccine Link


- 1 Select 'healthcare providers' and locate your vaccine provider in the menu or by searching 'other providers'
- 2 Log-in to your patient portal and follow the instructions to securely link your account with CLEAR

#### Option 3: SMART QR code

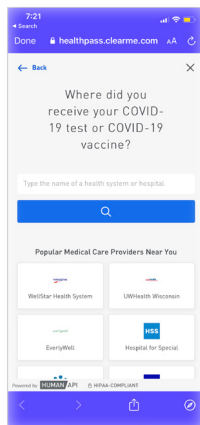
- 1 Tap 'SMART QR Code' and follow the prompts to upload the image of your QR code

Complete your Health Pass


Option 1



Option 2



Option 3



\*Note: the photo of your CDC card is used to generate a green or red Health Pass. You will not be able to access it again after it's taken